


Title IX, Part A

2022-2023 Annual Report

(Draft)

McKinney-Vento Education for Homeless Children and Youth Program (MVP)



September 2023

Table of Contents

Title IX, Part A Program Staff	3
Georgia’s Systems of Continuous Improvement	4
Grant Implementation Overview	5
Local Educational Agency (LEA) Responsibilities	6
McKinney-Vento Liaison Responsibilities	7
2022-2023 Title I, Part A Homeless Set-Aside	8
2022-2023 Title IX, Part A McKinney- Vento Allocations.....	17
Title IX, Part A Consolidation of Funds.....	19
FY23 Effectiveness of Funded Activities	19
Students Experiencing Homelessness by Subgroups	21
Attendance and Discipline Data	21
Monitoring of Title IX, Part A	22
Title IX, Part A FY23 Monitoring Findings	23
Monitoring Analysis	23
National Standards Analysis	24
American Rescue Plan Homeless Children and Youth I and II.....	25
American Rescue Plan Homeless Children and Youth I and II Funds.....	26

Title IX, Part A Program Staff

Georgia Department of Education

Eric McGhee	Grants Program Manager	emcghee@doe.k12.ga.us
Whittney Mitchell	Grant Program Consultant	wmitchell@doe.k12.ga.us
Maria Davis	Grant Program Consultant	maria.davis@doe.k12.ga.us
Vanita Moon	ARP-HCY Specialist	vanita.moon@doe.k12.ga.us
Kelly Whitmire	ARP-HCY Specialist	kelly.whitmire@k12.ga.us
Erica Glenn	ARP-HCY Specialist	erica.glenn@doe.k12.ga.us

Georgia's Systems of Continuous Improvement



The Georgia Department of Education's strategic plan emphasizes transforming the agency into one that provides meaningful support to schools and districts. The agency has developed a common, continuous improvement framework to ensure that these efforts are aligned across all agency divisions, departments, and programs.

The Georgia's Systems of Continuous Improvement framework focuses on the systems and structures (the "what") that must be in place for sustained improvement in student outcomes. It also utilizes a problem-solving model (the "how") to provide a clear process for identifying improvement needs, planning for improvement, and implementing, monitoring, and evaluating the improvement efforts.

Grant Implementation Overview

The McKinney-Vento Homeless Assistance Act was reauthorized concurrently with the Every Student Succeeds Act (ESSA) to ensure the educational rights and protections for children and youth experiencing homelessness. ESSA strengthened the support established under the No Child Left Behind Act (NCLB) to address the needs of students experiencing homelessness. Among the most notable support activities are requirements for:

- The Georgia Department of Education (GaDOE) and local educational agencies (LEAs) to review and revise laws, regulations, practices, or policies that may act as a barrier to the enrollment, attendance, and success in school of students experiencing homelessness.
- LEAs to use the McKinney-Vento Homeless Assistance Act definition of homeless when identifying and determining which students are eligible for services.
- LEAs to designate a local liaison to ensure that children and youth experiencing homelessness enroll in school and have the opportunity to succeed academically.
- LEAs to coordinate the local plan required under Title I with the needs of children and youth experiencing homelessness, including making a mandatory set-aside of funds under Title I, Part A to serve students experiencing homelessness.
- GaDOE and LEAs to implement procedures that ensure students experiencing homelessness receive appropriate credit for full or partial coursework satisfactorily completed while attending a prior school.
- LEA school counselors to assist and advise students experiencing homelessness to improve college preparation and readiness.
- LEAs to inform unaccompanied students experiencing homelessness their independent status on the Free Application for Federal Student Aid (FAFSA).

The McKinney-Vento Homeless Assistance Act guarantees students experiencing homelessness the following:

- The right to immediate enrollment in school.
- The right to attend school in school of origin or in the attendance area where the family currently resides.
- The right to receive transportation to school of origin if requested by parents and is in the best interest of the child.
- The right to comparable services as other schoolmates, including transportation and supplemental services.
- The right to attend school along with children who are not experiencing homelessness.

- The rights of students experiencing homelessness posted in all schools and other places around the community that low-income families and high-risk families may visit.

Local Educational Agency (LEA) Responsibilities

Title I, Part A funding requires that each LEA have a state educational agency (SEA)-approved plan coordinated with the McKinney-Vento Homeless Assistance Act. In the local plan required under Title I, Part A, LEAs must include a description of the

As part of the CLIP, LEAs must examine and describe the needs of children and youth experiencing homelessness.

services the LEA will provide to students experiencing homelessness, including those services it will provide with funds set aside under ESSA Section 1113(c)(3)(A). As part of the Comprehensive LEA Implementation Plan (CLIP), LEAs must examine and describe the needs of children and youth experiencing homelessness in the Comprehensive Needs Assessment (CNA). The CNA informs the activities described in the District Improvement Plan. In addition, LEAs must also provide the name and

contact information for the designated LEA liaison(s) for students experiencing homelessness.

At minimum, LEAs must:

- Describe the process for identifying and enrolling students experiencing homelessness.
- Describe the services provided to students experiencing homelessness.
- Reserve Title I, Part A funds to provide comparable services for children and youth experiencing homelessness that attend non-Title I schools and provide educational support services to children in shelters and other locations where they live.
- Designate an appropriate staff person as a McKinney-Vento Homeless liaison.
- Develop, review, and revise LEA policies to remove barriers to the enrollment and retention of children and youth experiencing homelessness.
- Describe the process for ensuring transportation is provided to students experiencing homelessness.
- Collect accurate data on enrolled children and youth experiencing homelessness.

McKinney-Vento Liaison Responsibilities

The LEA McKinney-Vento liaison is the heart of the LEA Homeless Education program. It is important that the McKinney-Vento liaison have some knowledge and experience in dealing with federal programs, social worker responsibilities, and counseling responsibilities. It is important that the McKinney-Vento liaison has knowledge of the LEA, an understanding of the community, effective communication skills, and a commitment to the McKinney-Vento program.

Each LEA must designate an appropriate staff person as a McKinney-Vento homeless liaison. The LEA McKinney-Vento liaison is the heart of the LEA Homeless Education program.

Among other duties, the McKinney-Vento liaison must ensure that:

- Children and youth experiencing homelessness are identified by school personnel and through coordination activities with other entities and agencies.
- Students experiencing homelessness enroll in school and are given full and equal opportunity to succeed.
- Children and youth experiencing homelessness, their families, and unaccompanied youth receive educational services for which they are eligible, including Head Start, preschool programs administered by the LEA, and referrals to health, mental health, dental, and other appropriate services.
- Parents or guardians of students experiencing homelessness and unaccompanied youth are informed of educational and related opportunities available to their children and are provided with meaningful opportunities to participate in their children's education.
- Parents or guardians of a student experiencing homelessness and unaccompanied youth are fully informed of all transportation services, including transportation to and from the school of origin, and are assisted in accessing transportation services to their selected school.
- Enrollment disputes are mediated in accordance with the requirements of the McKinney-Vento Homeless Assistance Act.
- Public notice of the educational rights of students experiencing homelessness is disseminated in all schools and other places around the community.
- With the assistance of LEA personnel, implemented procedures ensure children and youth experiencing homelessness receive appropriate credit for full or partial coursework satisfactorily completed while attending a prior school.
- LEA school counselors assist and advise children and youth experiencing homelessness to improve college preparation and readiness.
- Unaccompanied youth experiencing homelessness are informed regarding their independent status on the Free Application for Federal Student Aid (FAFSA).

2022-2023 Title I, Part A Homeless Set-Aside

As forementioned, each LEA must reserve Title I, Part A funds to provide comparable services for children and youth experiencing homelessness and provide educational support services to children in shelters and other locations where they live.

In 2022-2023, the statewide homeless set-aside total for children and youth experiencing homeless was \$2,486,562. There were also 5 LEAs who reported reserving additional homeless set-aside funds to carry out educational programming. On average, LEAs reserved approximately \$129,531 for their homeless set-aside. The majority of funds were set aside for transportation, supplies, fees, salary, and tutoring.

For additional information on Title I, Part A homeless set-aside requirements, please visit the Title I, Part A Program Handbook.

FY23 Title I Homeless Set-Aside Report		
LEA	Homeless Set-Aside	Additional Homeless Set-Aside
Appling County - 601	\$20,000	\$20,000
Atkinson County - 602	\$600	--
Atlanta Public Schools - 761	\$99,182	--
Bacon County - 603	\$4,000	--
Baker County - 604	\$175	--
Baldwin County - 605	\$1,000	--
Banks County - 606	\$1,825	--
Barrow County - 607	\$6,000	--
Bartow County - 608	\$5,000	--
Ben Hill County - 609	\$1,309	--
Berrien County - 610	\$5,000	--
Bibb County - 611	\$5,000	--
Bleckley County - 612	\$1,500	--
Brantley County - 613	\$2,243	--
Bremen City - 763	\$540	--
Brooks County - 614	\$3,774	--
Bryan County - 615	\$5,000	--
Buford City - 764	\$215	--
Bulloch County - 616	\$10,000	--
Burke County - 617	\$1,000	--
Butts County - 618	\$2,000	--

FY23 Title I Homeless Set-Aside Report

LEA	Homeless Set-Aside	Additional Homeless Set-Aside
Calhoun City - 765	\$2,000	--
Calhoun County - 619	\$500	--
Camden County - 620	\$5,000	--
Candler County - 621	\$1,000	--
Carroll County - 622	\$49,541	--
Carrollton City - 766	\$3,794	--
Cartersville City - 767	\$2,236	--
Catoosa County - 623	\$51,224	--
Charlton County - 624	\$10,248	--
Chattahoochee County - 626	\$2,832	--
Chattooga County - 627	\$5,000	--
Cherokee County - 628	\$10,000	--
Chickamauga City - 769	\$1,333	--
City Schools of Decatur - 773	\$11,500	--
Clarke County - 629	\$25,550	\$1,500
Clay County - 630	\$1,132	--
Clayton County - 631	\$175,000	--
Clinch County - 632	\$5,599	--
Cobb County - 633	\$94,478	--
Coffee County - 634	\$6,000	--
Colquitt County - 635	\$1,000	--
Columbia County - 636	\$21,800	--
Commerce City - 771	\$645	--
Cook County - 637	\$4,500	--
Coweta County - 638	\$20,200	--
Crawford County - 639	\$200	--
Crisp County - 640	\$2,500	--
Dade County - 641	\$3,229	--
Dalton Public Schools - 772	\$40,177	\$2,031
Dawson County - 642	\$50	--
Decatur County - 643	\$90,345	--
DeKalb County - 644	\$334,690	--
Department of Corrections - 890	\$0	--
Department of Juvenile Justice - 891	\$0	--

FY23 Title I Homeless Set-Aside Report

LEA	Homeless Set-Aside	Additional Homeless Set-Aside
Dodge County - 645	\$500	--
Dooly County - 646	\$850	--
Dougherty County - 647	\$62,894	--
Douglas County - 648	\$95,816	--
Dublin City - 774	\$2,747	--
Early County - 649	\$48,685	--
Echols County - 650	\$583	--
Effingham County - 651	\$3,200	--
Elbert County - 652	\$1,000	--
Emanuel County - 653	\$4,500	--
Evans County - 654	\$10,000	--
Fannin County - 655	\$4,500	--
Fayette County - 656	\$4,025	--
Floyd County - 657	\$10,000	--
Forsyth County - 658	\$155,000	--
Franklin County - 659	\$45,000	--
Fulton County - 660	\$43,659	\$20,000
Gainesville City - 776	\$35,145	--
Gilmer County - 661	\$7,271	--
Glascocock County - 662	\$100	--
Glynn County - 663	\$3,000	--
Gordon County - 664	\$4,000	--
Grady County - 665	\$5,000	--
Greene County - 666	\$10,701	--
Griffin-Spalding County - 726	\$6,400	\$86,000
Gwinnett County - 667	\$42,500	--
Habersham County - 668	\$3,878	--
Hall County - 669	\$10,000	--
Hancock County - 670	\$10,236	--
Haralson County - 671	\$1,135	--
Harris County - 672	\$9,700	--
Hart County - 673	\$2,000	--
Heard County - 674	\$2,891	--
Henry County - 675	\$40,000	--

FY23 Title I Homeless Set-Aside Report

LEA	Homeless Set-Aside	Additional Homeless Set-Aside
Houston County - 676	\$6,000	--
Irwin County - 677	\$3,000	--
Jackson County - 678	\$5,300	--
Jasper County - 679	\$300	--
Jeff Davis County - 680	\$1,000	--
Jefferson City - 779	\$223	--
Jefferson County - 681	\$1,000	--
Jenkins County - 682	\$3,100	--
Johnson County - 683	\$500	--
Jones County - 684	\$500	--
Lamar County - 685	\$3,000	--
Lanier County - 686	\$15,580	--
Laurens County - 687	\$3,500	--
Lee County - 688	\$2,000	--
Liberty County - 689	\$2,500	--
Lincoln County - 690	\$1,868	--
Long County - 691	\$1,000	--
Lowndes County - 692	\$76,038	--
Lumpkin County - 693	\$11,000	--
Macon County - 694	\$1,000	--
Madison County - 695	\$3,000	--
Marietta City - 781	\$4,398	--
Marion County - 696	\$500	--
McDuffie County - 697	\$1,000	--
McIntosh County - 698	\$2,500	--
Meriwether County - 699	\$10,000	--
Miller County - 700	\$500	--
Mitchell County - 701	\$500	--
Monroe County - 702	\$1,862	--
Montgomery County - 703	\$4,009	--
Morgan County - 704	\$7,000	--
Murray County - 705	\$10,000	--
Muscogee County - 706	\$101,966	--
Newton County - 707	\$8,046	--

FY23 Title I Homeless Set-Aside Report

LEA	Homeless Set-Aside	Additional Homeless Set-Aside
Oconee County - 708	\$9,457	--
Oglethorpe County - 709	\$780	--
Paulding County - 710	\$76,315	--
Peach County - 711	\$3,000	--
Pelham City - 784	\$5,000	--
Pickens County - 712	\$1,000	--
Pierce County - 713	\$5,000	--
Pike County - 714	\$150	--
Polk County - 715	\$30,000	--
Pulaski County - 716	\$1,000	--
Putnam County - 717	\$350	--
Quitman County - 718	\$524	--
Rabun County - 719	\$1,500	--
Randolph County - 720	\$600	--
Richmond County - 721	\$10,000	--
Rockdale County - 722	\$10,000	--
Rome City - 785	\$5,000	--
Savannah-Chatham County - 625	\$20,000	--
Schley County - 723	\$1,518	--
Screven County - 724	\$1,000	--
Seminole County - 725	\$250	--
Social Circle City - 786	\$614	--
State Schools - 799	\$2,500	--
State Specialty Schools I-Cherokee Charter Academy - 7820212	\$494	--
State Specialty Schools I-Coastal Plains High School - 7820618	\$710	--
State Specialty Schools I-Dubois Integrity Academy - 7820617	\$306	--
State Specialty Schools I-Foothills Regional High School - 7820613	\$1,789	--

FY23 Title I Homeless Set-Aside Report

LEA	Homeless Set-Aside	Additional Homeless Set-Aside
State Specialty Schools I-Georgia Connections Academy (Virtual) - 7820412	\$4,659	--
State Specialty Schools I-Georgia Cyber Academy (Virtual) - 7820120	\$804	--
State Specialty Schools II-Academy For Classical Education - 7830623	\$398	--
State Specialty Schools II-Amana Academy West Atlanta - 7830643	\$48	--
State Specialty Schools II-Atlanta Heights Charter School - 7830410	\$4,000	--
State Specialty Schools II-Atlanta SMART Academy - 7830627	\$33	--
State Specialty Schools II-Atlanta Unbound Academy - 7830632	\$537	--
State Specialty Schools II-Baconton Community Charter School - 7830630	\$651	--
State Specialty Schools II-Brookhaven Innovation Academy - 7830613	\$726	--
State Specialty Schools II-Cirrus Charter Academy - 7830611	\$5,187	--
State Specialty Schools II-Coweta Charter Academy - 7830610	\$483	--
State Specialty Schools II-D.E.L.T.A. STEAM Academy - 7830633	\$692	--
State Specialty Schools II-DeKalb Brilliance Academy - 7830637	\$67	--
State Specialty Schools II-Destinations Career Academy of Georgia (Virtual) - 7830642	\$588	--
State Specialty Schools II-Ethos Classical Charter School - 7830628	\$124	--
State Specialty Schools II-Fulton Leadership Academy - 7830310	\$693	--

FY23 Title I Homeless Set-Aside Report

LEA	Homeless Set-Aside	Additional Homeless Set-Aside
State Specialty Schools II-Furlow Charter School - 7830626	\$211	--
State Specialty Schools II-Genesis Innovation Academy for Boys - 7830615	\$1,646	--
State Specialty Schools II-Genesis Innovation Academy for Girls - 7830616	\$1,584	--
State Specialty Schools II-Georgia Fugees Academy Charter School - 7830634	\$171	--
State Specialty Schools II-International Academy of Smyrna - 7830619	\$180	--
State Specialty Schools II-International Charter Academy of Georgia - 7830620	\$110	--
State Specialty Schools II-Northwest Classical Academy - 7830636	\$120	--
State Specialty Schools I-International Charter School of Atlanta - 7820614	\$586	--
State Specialty Schools II-Pataula Charter Academy - 7830210	\$108	--
State Specialty Schools II-Resurgence Hall Charter School - 7830617	\$309	--
State Specialty Schools II-Resurgence Hall Middle Academy - 7830641	\$35	--
State Specialty Schools II-SAIL Charter Academy - School for Arts-Infused Learning - 7830618	\$534	--
State Specialty Schools II-SLAM Academy of Atlanta - 7830621	\$593	--
State Specialty Schools II-Southwest Georgia S.T.E.M. Charter Academy - 7830612	\$640	--

FY23 Title I Homeless Set-Aside Report

LEA	Homeless Set-Aside	Additional Homeless Set-Aside
State Specialty Schools II-Spring Creek Charter Academy - 7830624	\$298	--
State Specialty Schools II-Statesboro STEAM Academy - 7830103	\$625	--
State Specialty Schools I-Ivy Preparatory Academy Inc - 7820612	\$500	--
State Specialty Schools I-Mountain Education High School - 7820108	\$361	--
State Specialty Schools I-Odyssey Charter School - 7820110	\$500	--
State Specialty Schools I-Scintilla Charter Academy - 7820615	\$199	--
State Specialty Schools I-Utopian Academy for the Arts Charter School - 7820121	\$507	--
Stephens County - 727	\$1,256	--
Stewart County - 728	\$1,000	--
Sumter County - 729	\$2,800	--
Talbot County - 730	\$3,317	--
Taliaferro County - 731	\$500	--
Tattnall County - 732	\$1,000	--
Taylor County - 733	\$2,950	--
Telfair County - 734	\$1,500	--
Terrell County - 735	\$2,500	--
Thomas County - 736	\$510	--
Thomaston-Upson County - 745	\$18,230	--
Thomasville City - 789	\$5,000	--
Tift County - 737	\$1,000	--
Toombs County - 738	\$1,000	--
Towns County - 739	\$2,000	--
Treutlen County - 740	\$1,000	--
Trion City - 791	\$400	--
Troup County - 741	\$5,000	--
Turner County - 742	\$1,150	--
Twiggs County - 743	\$542	--

FY23 Title I Homeless Set-Aside Report

LEA	Homeless Set-Aside	Additional Homeless Set-Aside
Union County - 744	\$384	--
Valdosta City - 792	\$1,200	--
Vidalia City - 793	\$1,600	--
Walker County - 746	\$535	--
Walton County - 747	\$5,620	--
Ware County - 748	\$40,000	--
Warren County - 749	\$1,031	--
Washington County - 750	\$2,250	--
Wayne County - 751	\$1,000	--
Webster County - 752	\$500	--
Wheeler County - 753	\$2,000	--
White County - 754	\$5,284	--
Whitfield County - 755	\$500	--
Wilcox County - 756	\$500	--
Wilkes County - 757	\$3,652	--
Wilkinson County - 758	\$7,615	--
Worth County - 759	\$2,600	--
Total:	\$2,486,562	\$129,531

2022-2023 Title IX, Part A McKinney- Vento Allocations

Source - Board Item – FY23 MVP Grant (McKinney-Vento) Approved List

Title IX, Part A is a discretionary allocation. Georgia’s Title IX, Part A allocated amount for 2022-2023 is \$3,195,902.

- In 2022-2023 allocations were approved by the State Board of Education (SBOE) and distributed in July 2022.

GaDOE makes competitive grants available to LEAs with large numbers of students experiencing homelessness to facilitate the enrollment, attendance, and success of children and youth experiencing homelessness in Georgia’s public schools. Requests for applications from LEAs not currently receiving Education for Homeless Children and Youth grants are announced annually based on the availability of funds.



McKinney-Vento Homeless Assistance Act Education for Homeless Children and Youth grants may be awarded annually to a grantee, for up to three years, contingent upon the continuation of federal funding and the successful completion of the following:

- Onsite/virtual monitoring
- On-time submission of the annual homeless survey
- On-time submission of a McKinney-Vento Homeless Assistance Act Education for Homeless Children and Youth Evaluation and Continuation Request to be rated by the Department Homeless Education office

Subgrantee	FY23	FY22	FY21
Atlanta Public Schools	\$99,182	\$88,210	\$116,649
Barrow County	\$64,826	\$52,570	\$57,177
Bartow County	\$61,970	\$51,430	\$57,069
Bibb County	\$65,330	\$57,820	\$71,505
Calhoun City	\$59,576	\$49,690	\$53,217
Carroll County	\$77,426	\$64,690	\$72,945
Carrollton City	\$57,140	\$49,000	\$54,801
Cartersville City	\$56,804	\$48,250	\$51,885
Catoosa County	\$58,736	\$51,790	\$56,781
Chattooga County	\$65,288	\$54,070	\$56,133
Clarke County	\$69,362	\$54,610	\$76,365
Clayton County	\$103,928	\$101,530	\$109,773
Cobb County	\$94,478	\$83,380	\$104,157
Colquitt County	\$59,156	\$50,890	\$55,953
Columbia County	\$58,568	\$49,570	\$57,897

Subgrantee	FY23	FY22	FY21
Dalton City	\$67,052	\$59,380	\$64,629
Dawson County	\$59,114	\$49,240	\$54,009
Decatur City*	\$59,996	\$48,880	\$50,841
DeKalb County	\$119,426	\$92,770	\$122,445
Dooly County*	\$0	\$0	\$0
Dougherty County	\$62,894	\$52,960	\$60,525
Douglas County	\$70,790	\$64,720	\$69,669
Dublin City	\$61,760	\$53,740	\$57,069
Effingham County**	\$0	\$0	\$59,589
Floyd County	\$68,144	\$56,350	\$59,049
Forsyth County	\$76,166	\$61,330	\$67,617
Fulton County	\$84,146	\$82,360	\$107,757
Georgia Cyber Academy	\$64,574	\$54,880	\$0
Gordon County	\$58,820	\$51,820	\$61,677
Gwinnett County	\$101,534	\$94,690	\$116,937
Hall County	\$66,128	\$55,540	\$57,573
Haralson County	\$67,682	\$52,780	\$57,969
Henry County	\$81,668	\$66,370	\$84,537
Houston County	\$67,220	\$58,390	\$62,469
Liberty County	\$57,938	\$50,320	\$53,217
Lowndes County	\$60,584	\$51,970	\$54,513
Madison County	\$58,904	\$48,610	\$52,317
Marietta City	\$61,676	\$54,130	\$56,349
Murray County	\$56,342	\$47,680	\$51,093
Muscogee County	\$91,790	\$75,580	\$86,193
Paulding County	\$56,342	\$49,360	\$0
Richmond County	\$83,936	\$61,870	\$57,249
Rockdale County	\$70,118	\$58,330	\$68,517
Savannah-Chatham County	\$71,966	\$73,360	\$81,009
Taylor County*	\$0	\$0	\$0
Thomas County	\$62,600	\$52,300	\$56,061
Troup County	\$55,292	\$49,840	\$52,785
Valdosta City	\$60,248	\$50,710	\$57,609
Walton County	\$59,282	\$49,420	\$54,189
Whitfield County	\$0	\$0	\$50,553
Totals	\$3,195,902	\$2,737,180	\$3,098,322

*Consortium with Decatur City (fiscal agent), Dooly County, and Taylor County

**Consortium with Effingham County and Bulloch County (Chose not to apply for FY22; thus, not eligible for FY23)

Title IX, Part A Consolidation of Funds

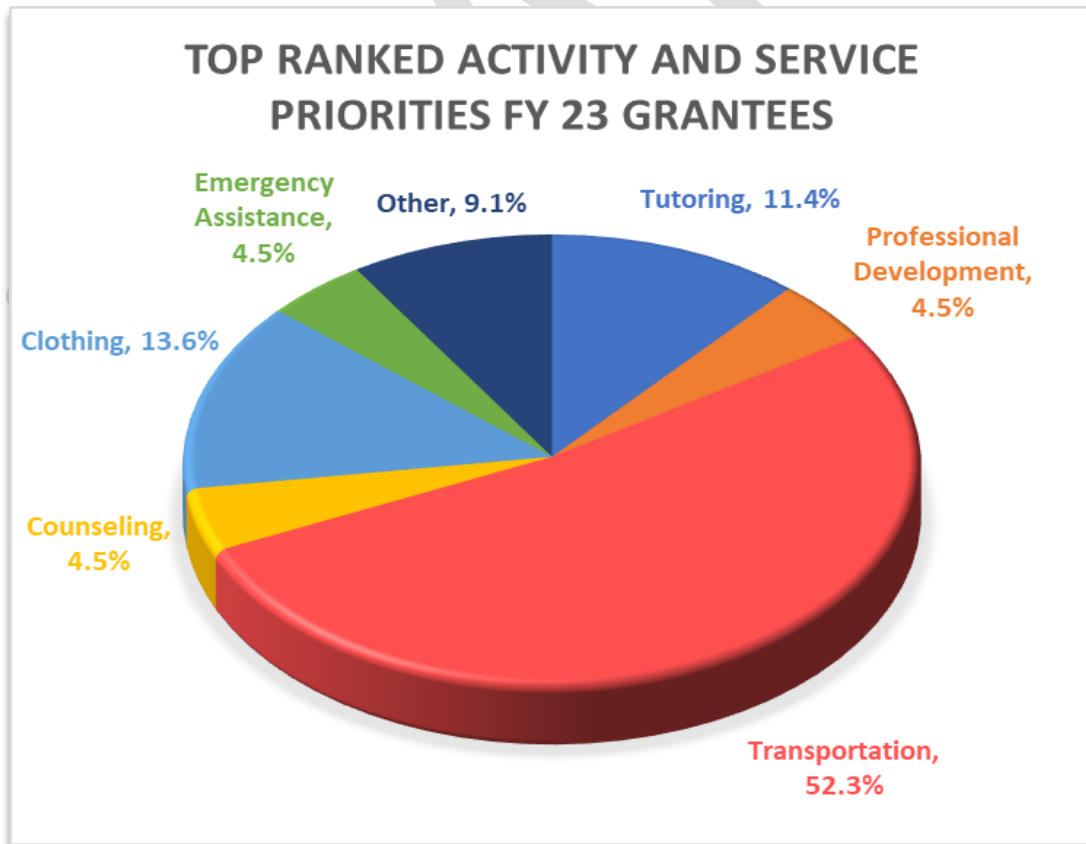
Under ESSA, LEAs are granted some flexibility in determining how they can best meet the needs of their LEA. This includes the ability to coordinate funds through a traditional budget and consolidate federal and state funds or local funds.

Consolidation: Title I schools running a schoolwide program may choose to consolidate funds. By consolidating eligible federal funds in a schoolwide program, a school can more effectively design and implement a comprehensive plan to upgrade the entire educational program in the school as identified through a comprehensive needs assessment. Dougherty County was the only LEA that chose to consolidate McKinney-Vento grant funds.

FY23 Effectiveness of Funded Activities

On the annual homeless survey, McKinney-Vento grant recipients were asked to rank the effectiveness of 16 different activities that aid in removing barriers to success and promote full participation in school for students experiencing homelessness.

Source: FY23 Title IX, Part A Annual Survey



Title IX, Part A 2022-2023 Statewide Data

Source: School Year 2022-23 Student Record Data Collection System (SR 2023)

Shelter Type	Preschool	School-Aged	Total
Hotels/Motels	133	8,888	9,021
Unsheltered	11	848	859
Doubled Up	754	28,437	29,191
Shelters, Transitional Housing	59	2,357	2,416
Total	957	40,530	41,487*

* Due to student mobility and record collection a student may be counted more than once. 41,448 is the actual total of Homeless Children and Youth in FY23.

Student Count by Grade

Source: School Year 202-23 Student Record Data Collection System (SR 2023)

Ungraded	13
Age 3-5, not in Kindergarten	944
Kindergarten	3,584
1st	3,611
2nd	3,294
3rd	3,399
4th	3,309
5th	3,222
6th	3,270
7th	3,129
8th	3,155
9th	3,778
10th	2,654
11th	1,929
12th	2,220

* Due to student mobility and record collection a student may be counted more than once. 41,448 is the actual total of Homeless Children and Youth in FY23.

Students by Subgroups

Source: School Year 2022-23 Student Record Data Collection System (SR 2023)

	Homeless Students	Non- Homeless Students
Race		
• American Indian	.31%	.22%
• Asian	.43%	4.7%
• Black	55.26%	36.61%
• Hispanic	14%	18.28%
• Pacific Islander	.1%	.11%
• White	23.69%	35.42%
• Two or More Races	6.23%	4.67%
Limited English Proficient	7.38%	8.4%
Migrant Students	.61%	.28%
Students with Disabilities	18.68%	14.42%
Unaccompanied	5.38%	--

Attendance and Discipline Data

Source: School Year 2022-23 Student Record Data Collection System (SR 2023)

Attendance	Homeless Students	Non-Homeless Students
Attendance Rate (%)	88.35%	93%
Students Who Received Top Tier 3 Student Support Team (SST) Services (%)	6.82%	4.53%
Suspensions		
Students who received in-school suspension	11.76%	8.14%
Students who received out-of-school suspension	11.68%	6.98%
Students who were expelled	.18%	.098%

Monitoring of Title IX, Part A

As the state pass-through entity, GaDOE is responsible for overseeing the successful implementation of Title IX, Part A in LEAs. According to the Uniform Grants Guidance (2 CFR 200.328), monitoring by the non-federal entity must cover each program, function, or activity.

LEAs are monitored on a four-year cycle. Approximately one-fourth of the LEAs are monitored each year. As part of the annual review process in determining which LEAs are to be monitored, the Division of Federal Programs conducts a risk assessment using a combination of elements defined by GaDOE. An LEA's risk assessment rating is determined by using both its risk rating, based on a set of established High-Risk Elements developed by the Division of Federal Programs, and a risk rating from GaDOE's Financial Review Division.

During the summer of each year, the Division of Federal Programs completes a risk assessment to determine if an LEA falls into the high-risk category. The results of the risk assessment determine which LEAs may be added to the regular cross-functional monitoring (CFM) cycle for that year. The SEA has the responsibility to monitor high-risk LEAs (§ 200.331(b)(1-4)). The Division of Federal Programs defines high-risk as:

- LEAs showing evidence of serious or chronic compliance problems.
- LEAs with financial monitoring/audit findings; and/or LEAs with a high number of complaints from parents and other stakeholders about program implementation.

Other elements that may cause an LEA to be determined high-risk include:

- Size of allocation.
- New federal programs for fiscal management personnel in the LEA.

High-risk does not necessarily mean an LEA is not meeting the requirements of the program, federal regulations, or administrative procedures. It does mean that an LEA may be at a higher risk of having program elements that could cause it to not meet requirements associated with federal rules, regulations, and administrative procedures.

Title IX, Part A FY23 Monitoring Findings

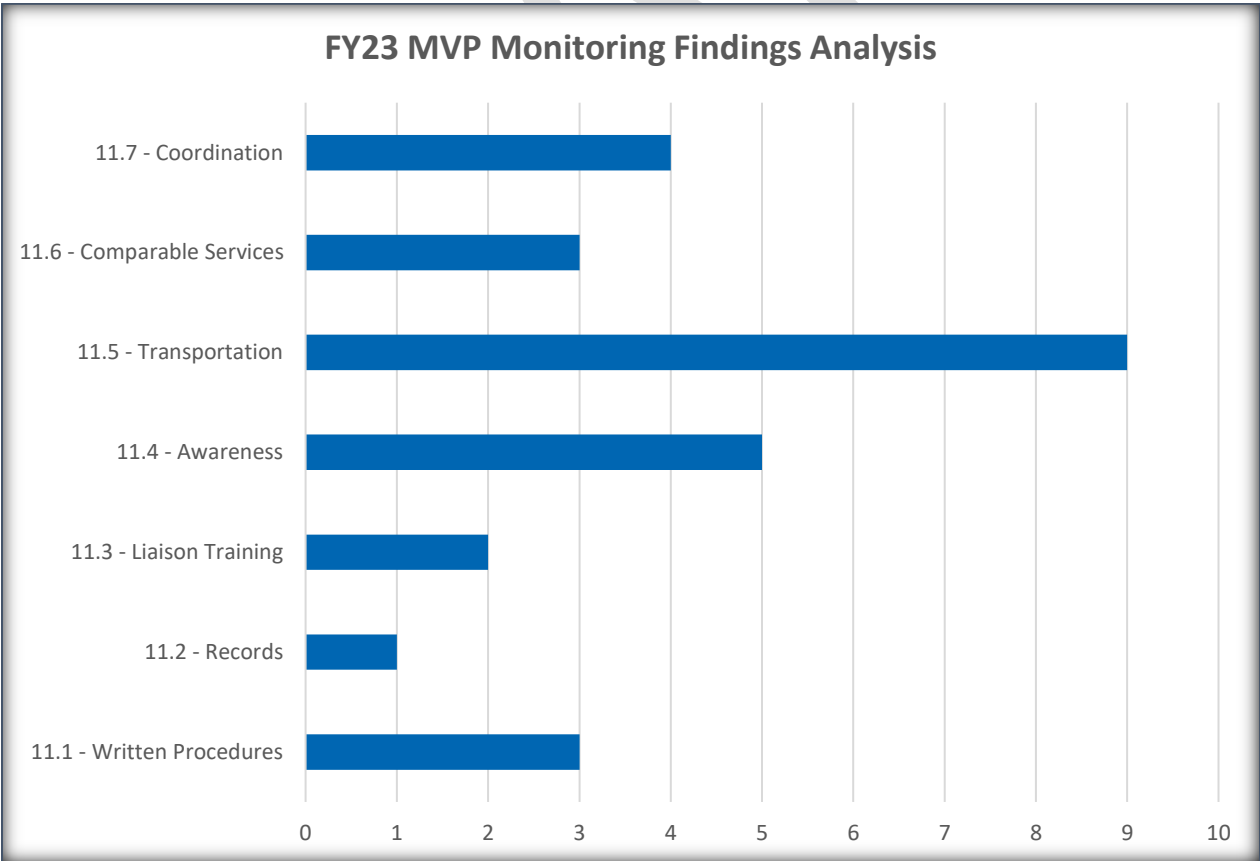
97 FY23 MVP Monitoring Visits
42 Monitoring Visits Conducted November 2022–February 2023
55 Monitoring Visits Conducted March–May 2023

GaDOE monitors on a 4-year cycle and adds LEAs who are high risk according to the annual risk assessment. McKinney-Vento Program (MVP) subgrantees are monitored on an annual basis.

Monitoring Analysis

The following areas represent MVP program-specific findings. The most common findings were regarding LEAs ensuring that parents or guardians are fully informed of all transportation services, including to and from school of origin, and that appropriate assistance to access transportation is provided. MV Sec. 722(g)(i)(J)

Source: FY23 Consolidated Application Monitoring Interface



National Standards Analysis

The National Center for Homeless Education (NCHE), which serves as the ED’s technical assistance and information center for the federal McKinney-Vento program, recommends that SEAs and LEAs embrace the 16 standards below to measure the effectiveness of MVP program implementation. Each of the 16 standards has multiple indicators to measure quality. The chart below includes outcomes derived from the GaDOE student information system.

Source: FY22 Title IX, Part A Annual Survey and GaDOE student and Information System

NCHE National Standards	Standard Indicator	School Year		
		FY21	FY22	FY23
1a. All MVP Students Participate Fully in School	Attendance rate of HCY	83.30%	88%	88.35%
1b. Non MVP Students Participate Fully in School	Attendance rate of Non HCY	95.70%	93%	93%
2a. All MVP Students Show Academic Progress	Percent of students experiencing homelessness who advance to the next grade compared to the rate for all students in the LEA who advance to the next grade	93.60%	93.66%	94.63%
2b. Non MVP Students Show Academic Progress	Percent of students experiencing homelessness who advance to the next grade compared to the rate for all students in the LEA who advance to the next grade	96.20%	96.53%	96.96%
3. LEA HCY Identification	Number of locations in the community where the LEA displays education rights posters for students experiencing homelessness compared to the number of locations in the community frequented by students experiencing homelessness and their families	1,772	1,775	1,923
4. LEA Removes Barriers to Enrollment	Percent of students experiencing homelessness who are placed in classes within one day of enrollment	93.60%	76.5%	79.96%
5. LEA Maintains MVP Students in School of Origin	HCY received transportation to school of origin outside normal transportation	21.50%	14.26%	19.44%
6. LEA Provides MVP Students All Eligible Educational Services	HCY students in grades 6–12 who were NOT provided with assistance in preparing/applying postsecondary	0.20%	0.75%	1.1%
7&8. LEA informs MVP Families of Educational Related opportunities	Number of schools in the LEA that displayed McKinney-Vento posters	100%	98.16%	97.84%
9. LEA Informs Unaccompanied HY of Educational Opportunities	HCY in grade 12 who submitted the Free Application for Federal Student Aid (FAFSA)	49.20%	41.24%	42.3%
10. LEA Conducts MVP Awareness Activities for Staff and Community	Number of community locations where McKinney-Vento posters and/or informational materials were disseminated and displayed	1,772	1,775	1,923
11. LEAS Coordinate and Collaborate with Programs within the LEA serving HCY	Percent of LEAs with monitoring findings related to coordination activities between programs serving students experiencing homelessness and the homeless education program.	***N/A	2.97%	4.12%
12. LEAS Coordinate and Collaborate with Programs Serving HCY	Percent of LEAs with monitoring findings related to coordination activities between programs serving students experiencing homelessness and the homeless education program.	***N/A	2.97%	4.12%

NCHE National Standards	Standard Indicator	School Year		
		FY21	FY22	FY23
13. LEA Liaison Has Sufficient Support to Carry Out Duties	Percent of HCY whose parents or guardians required local liaison assistance or intervention to settle a disagreement.	6.4%	3.97%	6.13%
14. LEA Received Findings Related to MV Policies	Percent of LEAs with monitoring findings related to McKinney-Vento policies and procedures.	***N/A	8.9%	3.1%
15. The LEA provides professional development and other support to school personnel serving students experiencing homelessness.	Percent of LEAs with monitoring findings related to the provision of professional development to all staff.	***N/A	7.92%	5.15%
16. LEA Utilizes Data for Needs Assessment and Program Planning	Percent of LEAs with monitoring findings related to CLIP including Comprehensive Needs Assessment (CNA) and District Improvement Plan (DIP).	***N/A	1.98%	1.03%

*Attendance rates derived from the GaDOE student information system.

**N/A = In FY20, testing assessments were waived in Georgia due to school closures.

***N/A = In FY21, districts were not monitored due to COVID-19.

Based on the information gathered for the NCHE standard and other data sources—including GaDOE’s Student Record, the Federal Programs’ annual homeless survey, and data from other state agencies—the GaDOE Office of Federal Programs conducts an annual comprehensive analysis of available LEA McKinney-Vento program data. This report provides the results of the 2022-2023 program year analysis. The key trends, patterns, and relationships garnered from the analysis include:

- **The number of students experiencing homelessness has increased.** The number of identified students experiencing homelessness in Georgia has continued to increase post-Covid. FY22, 36,579 students were identified as experiencing homelessness compared to 41,448 identified in FY23. This is an increase of 12.48%. From FY21 to FY23, there was a total increase of 26.44%.
- **The level of support targeted for students experiencing homelessness is noteworthy.** The total amount set aside for students experiencing homelessness out of Title I, Part A is \$2,616,093 while the amount available for McKinney-Vento grants in FY23 is \$3,195,902. Thus, the total amount of support allocated specifically for students experiencing homelessness is \$5,811,395.
- **Transportation was the top-ranked service activity provided by districts to remove barriers for students experiencing homelessness.** In rank, transportation was followed by providing tutoring/instructional support, clothing to meet school requirements, and staff professional development/awareness.
- **Black students and students with disabilities experienced high rates of homelessness.** In 22-23 black students constituted 55.26 percent of students experiencing homelessness but only 36.61 percent of the total student population. Students with disabilities were 14.42 percent of the total student population and 18.68 percent of the population experiencing homelessness.
- **Students experiencing homelessness faced greater risk of suspension.** Students experiencing homelessness were more likely than non-homeless students to receive in-school suspension (11.76 percent compared to 8.14 percent) and out-of-school suspension (11.68 percent to 6.98 percent).

- **Students experiencing homelessness attended school at a significantly lower rate than non-homeless students.** Students experiencing homelessness had an attendance rate of 88 percent, compared to a non-homeless attendance rate of 93 percent.

American Rescue Plan Homeless Children and Youth I and II

General Information

On March 11, 2021, the American Rescue Plan Act (ARP) of 2021 was signed into law. The ARP included \$800 million to support the specific needs of students experiencing homelessness under the American Rescue Plan Elementary and Secondary School Emergency Relief – Homeless Child and Youth (ARP-HCY) fund. Funds were distributed by the United States Department of Education (ED) in two separate disbursements (ARP-HCY I and ARP-HCY II) and are available for use over a three-year period ending September 30, 2023. A minimum of 75% of ARP-HCY funds must be distributed by state agencies to local education agencies and a maximum of 25% of funds can be maintained at the state agencies for state level activities. State agencies are required to use ARP-HCY funds for the following activities:

- To identify children and youth experiencing homelessness.
- To provide wrap-around services to students experiencing homelessness to address the challenges of COVID-19.
- To enable students experiencing homelessness to attend and participate fully in school activities.

Georgia ARP-HCY Funding Awards

Source: State Board Meeting Minutes – September 2021

Grant	SEA Reserve	LEA Grant Awards	Total Award
ARP-HCY I	\$1,739,728	\$5,219,184	\$6,958,912
ARP-HCY II	\$5,222,614	\$15,667,844	\$20,890,458

GaDOE Statewide ARP-HCY Activities

State ARP-HCY I and II funds were designated to support activities that expand quality professional learning opportunities, raise awareness, and remove barriers to learning for students experiencing homelessness and to establish community agency partnerships to provide support for students experiencing homelessness. GaDOE has launched the following statewide activities to support students experiencing homelessness:

- Credit Recovery: a partnership with Georgia Virtual School provides credit recovery and/or opportunities for new credit to ensure students experiencing homelessness remain on track for graduation.
- McKinney-Vento Awareness Campaign: a strategic awareness campaign to increase identification and support of students experiencing homelessness.
- Mental Health Coaching: a partnership with Jetdoc provides 24/7 access to mental health coaching services for students experiencing homelessness.
- Professional Development: a partnership with McKinney-Vento.org provides online professional development and trainings for McKinney-Vento liaisons and district staff; GaDOE has partnered with School House Connections to develop a statewide McKinney-Vento training that will be owned by GaDOE and accessible through the GaDOE Community platform.
- Tutoring: a partnership with Tutor.com to provide on-demand tutoring, essay review and SAT/ACT test prep to students experiencing homelessness across the state.

Local Education Agency Grant Awards

Due to the mandated federal formula for ARP-HCY II funding, current McKinney-Vento grantees received a higher proportion of funding. Based on recommendations and feedback from the McKinney-Vento State Advisory Board and the ARP-HCY agency plan, ARP-HCY I funds were disseminated using a formula-based ARP-HCY I grant that evenly distributed to LEAs without a McKinney-Vento direct allocation. LEAs were required to submit an application with proposed activities prior to budget approval.

The U.S. Department of Education required state education agencies to distribute ARP-HCY II funds to local education agencies based on a formula. The formula is based on the LEAs share of the fiscal year 2020 Title I allocation and the LEAs homeless student enrollment count from 2018-2019 or 2019-2020, whichever is greater. Prior to budget approval, LEAs were required to submit the ARP-HCY II application with proposed activities for the grant award.

ARP-HCY LEA Grant Awards		
LEA	ARP-HCY I	ARP-HCY II
Appling County	\$29,996	\$33,808
Atkinson County	\$29,996	\$14,628
Atlanta Public Schools	--	\$869,875
Bacon County	\$29,996	\$29,303
Baker County	\$29,996	--
Baldwin County	\$29,996	\$122,365
Banks County	\$29,996	\$28,983
Barrow County	--	\$109,149
Bartow County	--	\$102,013
Ben Hill County	\$29,996	\$32,360
Berrien County	\$29,996	\$31,288
Bibb County	--	\$341,506
Bleckley County	\$29,996	\$11,933
Brantley County	\$29,996	\$27,923
Bremen City	\$29,996	\$5,706
Brooks County	\$29,996	\$21,024
Bryan County	\$29,996	\$30,792
Buford City	\$29,996	\$9,649
Bulloch County	\$29,996	\$97,272
Burke County	\$29,996	\$34,204
Butts County	\$29,996	\$89,923
Calhoun City	--	\$72,148
Calhoun County	\$29,996	\$5,792
Camden County	\$29,996	\$52,517
Candler County	\$29,996	\$18,039
Carroll County	--	\$198,507
Carrollton City	--	\$75,446
Cartersville City	--	\$45,228
Catoosa County	--	\$87,838
Charlton County	\$29,996	\$23,696
Chattahoochee County	\$29,996	\$5,616
Chattooga County	--	\$80,493
Cherokee County	\$29,996	\$114,059

ARP-HCY LEA Grant Awards

LEA	ARP-HCY I	ARP-HCY II
Chickamauga City	\$29,996	--
City Schools of Decatur	--	\$21,224
Clarke County	--	\$240,540
Clay County	\$29,996	\$5,726
Clayton County	--	\$763,186
Clinch County	\$29,996	\$16,953
Cobb County	--	\$626,219
Coffee County	\$29,996	\$167,872
Colquitt County	--	\$104,154
Columbia County	--	\$106,617
Commerce City	\$29,996	\$7,466
Cook County	\$29,996	\$24,083
Coweta County	\$29,996	\$98,563
Crawford County	\$29,996	\$12,222
Crisp County	\$29,996	\$41,319
Dade County	\$29,996	\$11,650
Dalton Public Schools	--	\$129,410
Dawson County	--	\$44,579
Decatur County	\$29,996	\$49,384
DeKalb County	--	\$933,939
Department of Juvenile Justice	\$29,996	--
Dodge County	\$29,996	\$24,987
Dooly County	\$29,996	\$33,305
Dougherty County	--	\$217,219
Douglas County	--	\$230,143
Dublin City	--	\$88,774
Early County	\$29,996	\$29,437
Echols County	\$29,996	\$5,983
Effingham County	\$29,996	\$44,999
Elbert County	\$29,996	\$27,931
Emanuel County	\$29,996	--
Evans County	\$29,996	\$32,241
Fannin County	\$29,996	\$64,079
Fayette County	\$29,996	\$38,016

ARP-HCY LEA Grant Awards

LEA	ARP-HCY I	ARP-HCY II
Floyd County	--	\$120,484
Forsyth County	--	\$134,512
Franklin County	\$29,996	\$32,459
Fulton County	--	\$669,489
Gainesville City	\$29,996	\$121,04
Gilmer County	\$29,996	\$37,705
Glascocock County	\$29,996	--
Glynn County	\$29,996	\$107,622
Gordon County	--	\$111,420
Grady County	\$29,996	\$34,817
Greene County	\$29,996	\$29,368
Griffin-Spalding County	\$29,996	\$131,962
Gwinnett County	--	\$917,079
Habersham County	\$29,996	\$55,210
Hall County	--	\$175,734
Hancock County	\$29,996	\$22,798
Haralson County	--	\$73,279
Harris County	\$29,996	\$17,044
Hart County	\$29,996	\$27,863
Heard County	\$29,996	\$37,191
Henry County	--	\$316,858
Houston County	--	\$193,025
Irwin County	\$29,996	\$21,766
Jackson County	\$29,996	\$39,723
Jasper County	\$29,996	\$16,098
Jeff Davis County	\$29,996	\$23,022
Jefferson City	\$29,996	\$11,777
Jefferson County	\$29,996	\$22,129
Jenkins County	\$29,996	\$14,513
Johnson County	\$29,996	\$18,150
Jones County	\$29,996	\$17,787
Lamar County	\$29,996	\$20,804
Lanier County	\$29,996	\$22,630
Laurens County	\$29,996	\$80,575

ARP-HCY LEA Grant Awards

LEA	ARP-HCY I	ARP-HCY II
Lee County	\$29,996	\$112,097
Liberty County	--	\$86,587
Lincoln County	\$29,996	\$30,473
Long County	\$29,996	\$20,834
Lowndes County	--	\$92,750
Lumpkin County	\$29,996	\$30,909
Macon County	\$29,996	\$20,422
Madison County	--	\$53,619
Marietta City	--	\$97,956
Marion County	\$29,996	\$11,051
McDuffie County	\$29,996	\$32,948
McIntosh County	\$29,996	\$24,991
Meriwether County	\$29,996	\$27,354
Miller County	\$29,996	\$12,752
Mitchell County	\$29,996	\$21,991
Monroe County	\$29,996	\$152,757
Montgomery County	\$29,996	\$21,824
Morgan County	\$29,996	\$23,708
Murray County	--	\$59,035
Muscogee County	--	\$396,581
Newton County	\$29,996	\$133,993
Oconee County	\$29,996	\$25,342
Oglethorpe County	\$29,996	\$15,652
Paulding County	--	\$124,726
Peach County	\$29,996	\$35,634
Pelham City	\$29,996	\$19,828
Pickens County	\$29,996	\$45,261
Pierce County	\$29,996	\$32,430
Pike County	\$29,996	\$7,437
Polk County	\$29,996	\$280,089
Pulaski County	\$29,996	\$14,447
Putnam County	\$29,996	\$20,326
Quitman County	\$29,996	\$16,249
Rabun County	\$29,996	\$27,885

ARP-HCY LEA Grant Awards

LEA	ARP-HCY I	ARP-HCY II
Randolph County	\$29,996	\$10,583
Richmond County	--	\$350,208
Rockdale County	--	\$168,821
Rome City	\$29,996	\$109,965
Savannah-Chatham County	--	\$392,374
Schley County	\$29,996	\$6,941
Screven County	\$29,996	\$34,102
Seminole County	\$29,996	\$37,821
Social Circle City	\$29,996	\$14,303
State Charter Schools II-Academy for Classical Education	\$29,996	--
State Charter Schools II-Atlanta Heights Charter School	\$29,996	\$9,590
State Charter Schools II-Atlanta SMART Academy	\$2,118	--
State Charter Schools II-Atlanta Unbound Academy	\$29,996	--
State Charter Schools II-Baconton Community Charter School	\$29,996	\$6,062
State Charter Schools II-Brookhaven Innovation Academy	\$29,996	--
State Charter Schools II-Cirrus Charter Academy	\$29,996	\$9,106
State Charter Schools II-Coweta Charter Academy	\$29,996	--
State Charter Schools II-D.E.L.T.A. STEAM Academy	\$29,996	--
State Charter Schools II-Ethos Classical Charter School	\$29,996	--
State Charter Schools II-Fulton Leadership Academy	\$29,996	--
State Charter Schools II-Furlow Charter School	\$29,996	--
State Charter Schools II-Genesis Innovation Academy for Boys	\$29,996	--

ARP-HCY LEA Grant Awards		
LEA	ARP-HCY I	ARP-HCY II
State Charter Schools II-Genesis Innovation Academy for Girls	\$29,996	--
State Charter Schools II-Georgia Fugees Academy Charter School	\$29,996	--
State Charter Schools II – Harriet Tubman School of Science and Technology	\$29,996	
State Charter Schools II-International Academy of Smyrna	\$29,996	--
State Charter Schools II-International Charter Academy of Georgia	\$29,996	--
State Charter Schools II-Liberty Tech Charter Academy	\$29,996	--
State Charter Schools II-Pataula Charter Academy	\$29,996	--
State Charter Schools II-Resurgence Hall Charter School	\$29,996	--
State Charter Schools II-SAIL Charter Academy - School for Arts-Infused Learning	\$29,996	--
State Charter Schools II-SLAM Academy of Atlanta	\$29,996	--
State Charter Schools II-Southwest Georgia S.T.E.M. Charter Academy	\$29,996	\$5,830
State Charter Schools II-Spring Creek Charter Academy	\$29,996	--
State Charter Schools II-Statesboro STEAM Academy	\$29,996	--
State Charter Schools II-Yi Hwang Academy of Language Excellence	\$29,996	--
State Charter Schools-Cherokee Charter Academy	\$29,996	--
State Charter Schools-Coastal Plains Charter High School	\$29,996	\$8,037
State Charter Schools-Dubois Integrity Academy	\$29,996	\$5,907

ARP-HCY LEA Grant Awards		
LEA	ARP-HCY I	ARP-HCY II
State Charter Schools-Foothills Charter High School (Central Office - Athens)	\$29,996	\$34,415
State Charter Schools-Georgia Connections Academy	\$29,996	\$25,745
State Charter Schools-Georgia Cyber Academy	--	\$141,719
State Charter Schools-Georgia School for Innovation and the Classics	\$29,996	--
State Charter Schools-International Charter School of Atlanta	\$29,996	--
State Charter Schools-Ivy Preparatory Academy Inc	\$29,996	--
State Charter Schools-Mountain Education Charter High School	\$29,996	\$19,226
State Charter Schools-Odyssey Charter School	\$29,996	\$17,208
State Charter Schools-Scintilla Charter Academy	\$29,996	--
State Charter Schools-Utopian Academy for the Arts Charter School	\$29,996	\$6,487
State Schools	\$29,996	--
Stephens County	\$29,996	--
Stewart County	\$29,996	--
Sumter County	\$29,996	\$54,223
Talbot County	\$29,996	\$6,707
Taliaferro County	\$29,996	--
Tattnall County	\$29,996	\$31,843
Taylor County	\$29,996	\$31,493
Telfair County	\$29,996	\$41,157
Terrell County	\$29,996	\$20,772
Thomas County	--	\$73,616
Thomaston-Upson County	\$29,996	\$41,157
Thomasville City	\$29,996	\$61,253
Tift County	\$29,996	\$57,471
Toombs County	\$29,996	\$27,187
Towns County	\$29,996	\$14,215
Treutlen County	\$29,996	\$11,300

ARP-HCY LEA Grant Awards

LEA	ARP-HCY I	ARP-HCY II
Trion City	\$29,996	--
Troup County	--	\$100,292
Turner County	\$29,996	\$16,865
Twiggs County	\$29,996	\$18,990
Union County	\$29,996	\$19,445
Valdosta City		\$125,216
Vidalia City	\$29,996	\$31,089
Walker County	\$29,996	\$61,989
Walton County		\$98,180
Ware County	\$29,996	\$118,736
Warren County	\$29,996	\$7,536
Washington County	\$29,996	\$29,244
Wayne County	\$29,996	\$47,774
Webster County	\$29,996	--
Wheeler County	\$29,996	\$7,488
White County	\$29,996	\$33,322
Whitfield County	\$29,996	\$80,057
Wilcox County	\$29,996	\$8,963
Wilkes County	\$29,996	\$10,159
Wilkinson County	\$29,996	\$11,165
Worth County	\$29,996	\$28,083

Local Education Agency Use of Funds

80 percent of local educational agencies have accessed ARP-HCY funding. Thus far in the ARP-HCY grant award period, the addition of system navigators or additional support staff to address the needs of students experiencing homelessness was reported as the most effective use of ARP-HCY funds by local educational agencies.

Source – informal LEA survey

Use of ARP-HCY Funding	% of LEAs Reporting Most Effective
Clothing to meet a school requirement	1.8%
Technology	1.8%
Assistance with afterschool programs	2.7%
School Supplies	3.6%
Other	3.6%
Professional development for liaison and staff	5.4%
Counseling	7.2%
Tutoring	9.0%
Assistance with extraordinary expenses related to full participation in school	9.9%
Emergency Housing	10.8%
Transportation	19.8%
System Navigator (Support Staff)	24.3%